

GRACE

decoessence



DECO APP

HIDRÁULICO | PORCELÁNICO ESMALTADO
HYDRAULIC | GLAZED PORCELAIN TILES
CARREAUX CIMENT | GRES CERAME EMAILLÉ
ZEMENTFLIESE | GLASIERTES FEINSTEINZEUG
ГИДРАВЛИКА | КЕРАМОГРАНИТ ГЛАЗУРОВАННЫЙ

33,15x33,15 cm / 13,1"x13,1"
16,5x16,5 cm / 6,5"x6,5"



Taco Grace Beige 16,5x16,5 / 6,5"x6,5" · Lama Roble Soft 20x120 / 7,9"x47,3"



Taco Grace Grey 16,5x16,5 / 6,5"x6,5"




Taco Grace Blue 16,5x16,5 / 6,5"x6,5"




Taco Grace Blue 16,5x16,5 / 6,5"x6,5" · Brick Neutral Blanco 11x33,15 / 4,3"x13,1"

HIDRÁULICO | PORCELÁNICO ESMALTADO
HYDRAULIC | GLAZED PORCELAIN TILES
CARREAUX CIMENT | GRES CERAME EMAILLÉ
ZEMENTFLIESE | GLASIERTES FEINSTEINZEUG
ГИДРАВЛИКА | КЕРАМОГРАНИТ ГЛАЗУРОВАННЫЙ


33,15x33,15 cm / 13,1"x13,1"
16,5x16,5 cm / 6,5"x6,5"




Taco **GF-20305D**
Grace Beige
16,5x16,5 cm / 6,5"x6,5"



Grace Beige **GF-20300D**
33,15x33,15 / 13,1"x13,1"




Taco **GF-20305D**
Grace Blue
16,5x16,5 cm / 6,5"x6,5"



Grace Blue **GF-20300D**
33,15x33,15 / 13,1"x13,1"



Taco **GF-20305D**
Grace Grey
16,5x16,5 cm / 6,5"x6,5"



Grace Grey **GF-20300D**
33,15x33,15 / 13,1"x13,1"



Taco Grace Blue 16,5x16,5 / 6,5"x6,5"



FROST-PROOF



MATTE

CARACTERÍSTICAS TÉCNICAS
TECHNICAL DATA
CARACTÉRISTIQUES TECHNIQUES
TECHNISCHE CHARAKTERISTIKEN
ТЕХНИЧЕСКАЯ ХАРАКТЕРИСТИКА

COLOR COLOUR	FLEXIÓN BENDING ISO-10545-4	DUREZA HARDNESS MOHS/EN-101	ABRASIÓN-PEI ABRASION-PEI ISO-10545-7	CUARTEO CRAZING ISO-10545-11	RESISTENCIA AL ATAQUE QUÍMICO CHEMICAL ATTACK RESISTANCE			ISO-10545-13	R. HELADA FROST RESISTANCE ISO-10545-12	DESPLIZAMIENTO SLIP RESISTANCE DIN 51130-R	DESPLIZAMIENTO SLIP RESISTANCE UNE-ENV 12633	DCOF ANSI A137.1	CLASIFICACIÓN GROUP GAYAFORES
					MANCHAS STAINS	AG. LIMPIEZA CLEANING AG.	ADIT. PISCINAS POOL ADDIT.						
GRACE BEIGE	≥ 35	5	IV	CUMPLE	5	A	A	LA/HA	CUMPLE	R-9	C1	0,42 ≤ DCOF < 0,60	C
GRACE BLUE	≥ 35	5	IV	CUMPLE	5	A	A	LA/HA	CUMPLE	R-9	C1	0,42 ≤ DCOF < 0,60	C
GRACE GREY	≥ 35	5	IV	CUMPLE	5	A	A	LA/HA	CUMPLE	R-9	C1	0,42 ≤ DCOF < 0,60	C

DESARROLLO GRÁFICO
GRAPHIC DEVELOPMENT
DÉVELOPPEMENT GRAPHIQUE
GRAFISCHE VIELFALT
ГРАФИЧЕСКОЕ РАЗВИТИЕ

33,15x33,15 / 1 pattern

16,5x16,5 / 1 pattern

PACKING LIST

FORMATO SIZE	ESPESOR THICKNESS	ARTÍCULO ARTICLE	PZS / CJ PCS / BOX	M2 / CJ SQM / BOX	CJ / PAL BOX / PAL	M2 / PAL SQM / PAL	KG / PZA KG / PIECE	KG / CJ KG / BOX	KG / M2 KG / SQM	KG / PAL KG / PAL
33,15x33,15	7,5	GRACE	12	1,32	48	63,36	1,7	21,3	16,1	1020
16,5x16,5	7,5	TACO GRACE	20	0,55	108	59,4	0,4	8,9	16,1	956